

Distributed by:



Mahindra Manulife Balanced Advantage Fund

(An open ended dynamic asset allocation fund)

**Aim to glide through market
volatility with the right balance.**

October 31, 2024

Why invest in this Scheme ?

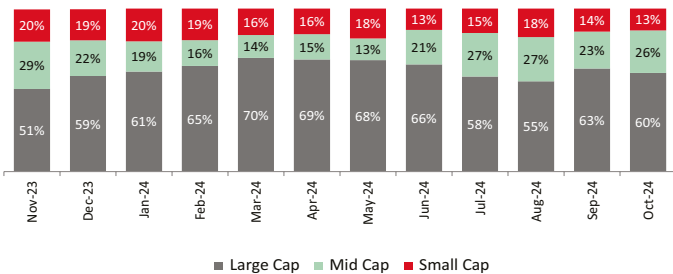
- Optimal asset allocation at regular intervals.
- Aims to capture the optimum mix between Equity and Debt across market cycles.
- With flexibility to invest upto 100% in equity & debt, the Scheme may be suitable for volatile market conditions.
- Endeavours to provide tax efficiency*

*Though the scheme is a dynamic asset allocation scheme, the endeavour will be to invest a minimum of 65% of its net assets in equity and equity related instruments which may help in attracting equity taxation as per prevailing tax laws.

Scheme Positioning

- Portfolio composition would have preference for growth style of investing with large cap bias.
- Bottom-up approach would be adopted to identify companies that have ability to scale up, gain market share and/or are present in sunrise/high growth sectors.

12 Month Market Capitalization Trend (% to Equity Holdings)



As per the Market Capitalization data provided by AMFI (In line with the applicable SEBI guidelines)

Top 5 Sectors of the scheme^A (% to Net Assets)

Sector	MMBAF	Nifty 50 Hybrid Composite Debt 50: 50 Index TRI
Financial Services	17.96%	34.25%
Fast Moving Consumer Goods	9.21%	8.22%
Automobile And Auto Components	6.94%	7.43%
Oil Gas & Consumable Fuels	6.58%	10.76%
Information Technology	6.39%	12.92%

^AFor the equity portion

Data as on October 31, 2024

Significant Portfolio changes of the Current Month

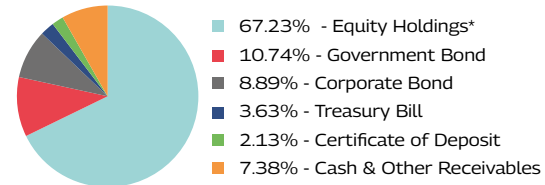
Fresh Additions	Complete Exits
Security	Security
Angel One Limited	Godrej Consumer Products Limited
BSE Limited	Jyoti CNC Automation Ltd
Divi's Laboratories Limited	L&T Finance Limited
National Aluminium Company Limited	Manappuram Finance Limited
Page Industries Limited	Vardhman Textiles Limited
Piramal Enterprises Limited	Voltamp Transformers Limited
Siemens Limited	Zomato Limited
Waaree Energies Limited	-

Note: The companies/stock(s) referred above are only for the purpose of disclosure of significant portfolio changes during the month and should not be construed as recommendation to buy/sell/hold. The fund manager may or may not choose to hold these companies/stocks, from time to time. Investors are requested to consult their financial, tax and other advisors before taking any investment decision(s). Data as on October 31, 2024

Portfolio Update for the Month

- Key Overweight sectors/Industries include Capital Goods , Chemicals and Consumer Services vs the Scheme's Benchmark
- Key Underweight sectors /Industries include Banks, Oil & Gas and IT vs the Scheme's Benchmark
- Portfolio is around 53% invested in Equities (Unhedged)

Asset Allocation (%)



Data as on October 31, 2024 *Includes 14.53% hedged positions

Top 10 Equity Holdings (as on October 31, 2024)

Security	% of Net Assets
HDFC Bank Limited	4.62%
Reliance Industries Limited*	3.50%
ITC Limited	2.72%
ICICI Bank Limited	2.25%
Hindustan Unilever Limited	2.20%
United Spirits Limited*	2.19%
Trent Limited	1.87%
PI Industries Limited	1.82%
Tata Consultancy Services Limited*	1.81%
Mahindra & Mahindra Limited	1.79%
Total	24.77%

*Includes Fully/Partially hedged positions

Portfolio Information

Annualised Portfolio YTM ^{1A}	7.04% ²
Macaulay Duration ^A	3.43 years ²
Modified Duration ^A	3.30 ²
Residual Maturity ^A	6.04 years ²
Portfolio Turnover Ratio (Last 1 year)	3.02
As on (Date)	October 31, 2024

¹In case of semi annual YTM, it will be annualised

^AFor debt component

²Yield to maturity should not be construed as minimum return offered by the Scheme; ²Calculated on amount invested in debt securities (including accrued interest), deployment of funds in TREPS and Reverse Repo and net receivable / payable. Data as on October 31, 2024

Scheme Details

Investment Objective:

The investment objective of the Scheme is to provide capital appreciation and generate income through a dynamic mix of equity, debt and money market instruments. The Scheme seeks to reduce the volatility by diversifying the assets across equity, debt and money market instruments. However, there can be no assurance that the investment objective of the Scheme will be achieved.

Fund Manager:

Mr. Manish Lodha (Equity)

Total Experience: 23 years

Experience in managing this fund: 2 Years and 10 months (Managing since December 30, 2021)

Ms. Fatema Pacha (Equity)

Total Experience: 18 years

Experience in managing this fund: 2 Years and 10 months (Managing since December 30, 2021)

Mr. Rahul Pal (Debt)

Total Experience: 22 years

Experience in managing this fund: 2 Years and 10 months (Managing since December 30, 2021)

Date of allotment: December 30, 2021

Benchmark: Nifty 50 Hybrid Composite Debt 50: 50 Index TRI

Options: Option: IDCW and Growth (D)

D - Default

IDCW Sub-options: IDCW Reinvestment (D) & IDCW Payout

Minimum Application Amount: Rs. 1,000/- and in multiples of Re. 1/- thereafter

Minimum Weekly & Monthly SIP Amount: Rs 500 and in multiples of Re. 1/- thereafter

Minimum Weekly & Monthly SIP Installments: 6

Monthly AAUM as on October 31, 2024 (Rs. in Cr.): 893.25

Monthly AUM as on October 31, 2024 (Rs. in Cr.): 890.15

Entry Load: Not applicable

Exit Load: 10% of the units allotted shall be redeemed without any exit load, on or before completion of 3 months from the date of allotment of Units.

Any redemption in excess of the above limit shall be subject to the following exit load:

- An Exit Load of 1% is payable if Units are redeemed / switched-out on or before completion of 3 months from the date of allotment of Units;
- Nil - If Units are redeemed / switched-out after completion of 3 months from the date of allotment of Units.

Scheme Performance (as on October 31, 2024)

Mahindra Manulife Balanced Advantage Fund	CAGR Returns (%)		Value of Investment of ₹ 10,000*		NAV / Index Value (as on October 31, 2024)
	1 Year	Since Inception	1 Year (₹)	Since Inception	
Regular Plan - Growth Option	26.45	12.72	12,653	14,049	14.0492
Nifty 50 Hybrid Composite Debt 50: 50 Index TRI [^]	18.75	10.35	11,881	13,226	15,423.89
Nifty 50 TRI ^{^^}	28.30	14.17	12,839	14,567	35,971.14

[^]Benchmark ^{^^}Additional Benchmark. Inception/Allotment date: 30-Dec-21. **Past performance may or may not be sustained in future and should not be used as a basis of comparison with other investments.** Since inception returns of the scheme is calculated on face value of Rs. 10 invested at inception. The performance details provided above are of Growth Option under Regular Plan. Different Plans i.e Regular Plan and Direct Plan under the scheme has different expense structure. *Based on standard investment of Rs. 10,000 made at the beginning of the relevant period.

SIP Performance (as on October 31, 2024)

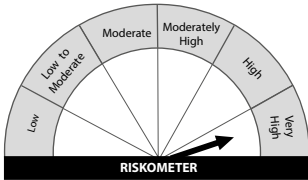
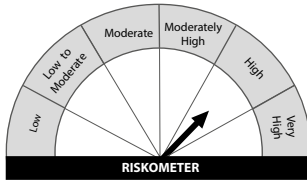
SIP Investment Period	Total Amount Invested (₹)	Regular Plan		Nifty 50 Hybrid Composite Debt 50:50 Index TRI [^]		Nifty 50 Index TRI ^{^^}	
		Market Value (₹)	CAGR Returns (%)	Market Value (₹)	CAGR Returns (%)	Market Value (₹)	CAGR Returns (%)
1 Year	1,20,000	1,28,900	14.00	1,27,668	12.03	1,29,344	14.72
Since Inception	3,50,000	4,46,179	16.93	4,20,880	12.73	4,49,998	17.55

[^]Benchmark ^{^^}Additional Benchmark. CAGR - Compounded Annual Growth Rate. Inception/Allotment date: 30-December-21. **Past performance may or may not be sustained in future and should not be used as a basis of comparison with other investments.** Returns greater than 1 year period are compounded annualized. For SIP returns, monthly investment of equal amounts invested on the 1st business day of every month has been considered. CAGR Returns (%) are computed after accounting for the cash flow by using the XIRR method (investment internal rate of return).

Distributed by:

Disclaimer : Readers of this material should rely on information / data arising out of their own investigations and advised to seek independent professional advice and arrive at an informed decision before making any investments. Neither Mahindra Manulife Investment Management Private Limited nor Mahindra Manulife Trustee Private Limited, its directors or associates shall be liable for any damages that may arise from the use of the information contained herein.

Get in Touch: Unit No. 204, 2nd Floor, Amity Building, Piramal Agastya Corporate Park, LBS Road, Kamani Junction, Kurla (W), Mumbai - 400 070.
Phone: +91-22-66327900, Fax: +91-22-66327932
Toll Free No.: 1800 419 6244 Website: www.mahindramanulife.com

Scheme Name	This Product is Suitable for investors who are seeking**	Scheme Riskometer	Scheme Benchmark	Benchmark Riskometer
Mahindra Manulife Balanced Advantage Fund	<ul style="list-style-type: none"> • Capital Appreciation while generating income over medium to long term, • Investments in a dynamically managed portfolio of equity and equity related instruments and debt and money market instruments. 	 <p>Investors understand that their principal will be at very high risk</p>	Nifty 50 Hybrid Composite Debt 50: 50 Index TRI	

**Investors should consult their financial advisers if in doubt about whether the product is suitable for them.

Mutual Fund investments are subject to market risks, read all scheme related documents carefully.

Performance of other schemes managed by the Fund Manager(s) (as on October 31, 2024)

Scheme Name	Scheme Inception Date	Fund Manager(s)	Managing since	CAGR Returns (%)		
				1 yr	3 yrs	5 yrs
Mahindra Manulife ELSS Tax Saver Fund - Reg - Growth	18-Oct-16	Ms. Fatema Pacha	16-Oct-20	28.73	13.35	18.31
		Mr. Manish Lodha	21-Dec-20			
Nifty 500 TRI ^A				36.22	15.71	19.75
Mahindra Manulife Multi Cap Fund - Reg - Growth	11-May-17	Mr. Manish Lodha	21-Dec-20	40.24	18.18	24.63
		Ms. Fatema Pacha	16-Oct-20			
Nifty 500 Multicap 50:25:25 TRI ^A				39.56	18.58	23.46
Mahindra Manulife Consumption Fund - Reg - Growth	13-Nov-18	Mr. Navin Matta ^{EE}	24-Oct-24	36.89	18.34	17.23
		Ms. Fatema Pacha	21-Dec-20			
Nifty India Consumption TRI ^A				39.07	18.86	18.57
Mahindra Manulife Mid Cap Fund - Reg - Growth	30-Jan-18	Mr. Krishna Sanghavi ^{EE}	24-Oct-24	49.45	23.70	27.59
		Mr. Manish Lodha	21-Dec-20			
Nifty Midcap 150 TRI ^A				44.01	23.21	28.45
Mahindra Manulife Equity Savings Fund- Reg - Growth	01-Feb-17	Mr. Manish Lodha (Equity Portion)	21-Dec-20	15.45	7.91	11.21
		Mr. Renjith Sivaram (Equity Portion)	03-Jul-23			
		Mr. Rahul Pal (Debt Portion)	05-Jan-24			
		Mr. Pranav Patel ^E	Since inception			
Nifty Equity Savings Index ^A				14.90	8.56	10.07
Mahindra Manulife Aggressive Hybrid Fund - Reg - Growth	19-July-19	Ms. Fatema Pacha (Equity Portion)	16-Oct-20	33.70	15.52	18.98
		Mr. Manish Lodha (Equity Portion)	21-Dec-20			
		Mr. Rahul Pal (Debt Portion)	Since inception			
		Mr. Amit Garg	02-May-24			
CRISIL Hybrid 35+65 Aggressive Index ^A				25.57	11.89	15.10
Mahindra Manulife Large Cap Fund - Reg - Growth	15-Mar-19	Ms. Fatema Pacha	21-Dec-20	31.16	11.66	15.59
				32.97	13.13	17.04
Nifty 100 TRI ^A				32.97	13.13	17.04
Mahindra Manulife Large & Mid Cap Fund - Reg - Growth	30-Dec-19	Mr. Manish Lodha	21-Dec-20	34.84	15.97	-
NIFTY Large Midcap 250 TRI ^A				38.47	18.19	-
Mahindra Manulife Arbitrage Fund - Reg - Growth	24-Aug-20	Mr. Navin Matta ^{EE} (Equity Portion)	24-Oct-24	5.96	4.79	-
		Mr. Manish Lodha (Equity Portion)	21-Dec-20			
		Mr. Rahul Pal (Debt Portion)	Since inception			
Nifty 50 Arbitrage Index ^A				7.16	6.24	-
Mahindra Manulife Focused Fund - Reg - Growth	17-Nov-20	Mr. Krishna Sanghavi	Since inception	42.58	19.48	-
		Ms. Fatema Pacha	21-Dec-20			
Nifty 500 TRI ^A				36.22	15.71	-
Mahindra Manulife Flexi Cap Fund - Reg - Growth	23-Aug-21	Ms. Fatema Pacha	Since inception	31.11	15.39	-
		Mr. Manish Lodha				
Nifty 500 TRI ^A				36.22	15.71	-
Mahindra Manulife Liquid Fund - Reg - Growth	04-Jul-16	Mr. Rahul Pal	Since inception	7.36	6.21	5.30
		Mr. Amit Garg	08-Jun-20			
CRISIL Liquid Debt A-I Index ^A				7.34	6.28	5.35
Mahindra Manulife Low Duration Fund - Reg - Growth	15-Feb-17	Mr. Rahul Pal	Since inception	7.17	5.64	5.36
CRISIL Low Duration Debt A-I Index ^A				7.71	6.33	6.02
Mahindra Manulife Ultra Short Duration Fund - Reg - Growth	17-Oct-19	Mr. Rahul Pal	Since inception	7.27	5.98	5.51
		Mr. Amit Garg	08-Jun-20			
CRISIL Ultra Short Duration Debt A-I Index ^A				7.67	6.49	5.87
Mahindra Manulife Overnight Fund - Reg - Growth	23-Jul-19	Mr. Rahul Pal	Since inception	6.63	5.75	4.77
		Mr. Amit Garg	08-Jun-20			
CRISIL Liquid Overnight Index ^A				6.77	5.90	4.92
Mahindra Manulife Dynamic Bond Fund - Reg - Growth	20-Aug-18	Mr. Rahul Pal	Since inception	9.29	4.80	4.62
CRISIL Dynamic Bond A-III Index ^A				9.79	5.86	6.86
Mahindra Manulife Short Duration Fund - Reg - Growth	23-Feb-21	Mr. Rahul Pal	Since inception	8.04	5.40	-
		Mr. Pranav Patel ^E	05-Jan-24			
CRISIL Short Duration Fund A-II Index ^A				8.08	5.95	-
Mahindra Manulife Small Cap Fund - Reg - Growth	12-Dec-22	Mr. Krishna Sanghavi ^{EE}	24-Oct-24	51.50	-	-
		Mr. Manish Lodha	Since inception			
BSE 250 Small Cap TRI ^A				46.91	-	-

^ABenchmark CAGR - Compounded Annual Growth Rate. ^EDedicated Fund Manager for Overseas Investments.

Past performance may or may not be sustained in future and should not be used as a basis of comparison with other investments. The performance details provided above are of Growth Option under Regular Plan. Different Plans i.e Regular Plan and Direct Plan under the scheme has different expense structure. Mr. Rahul Pal manages 11 schemes, Mr. Manish Lodha manages 11 schemes and Ms. Fatema Pacha manages 8 schemes each of Mahindra Manulife Mutual Fund. The performance data for the schemes which have not completed one year has not been provided. Performance as on October 31, 2024.

^{EE}Pursuant to change in Fund Management Responsibilities, the scheme shall be managed by Mr. Krishna Sanghavi effective October 24, 2024.

^{EE}Pursuant to change in Fund Management Responsibilities, the scheme shall be managed by Mr. Navin Matta effective October 24, 2024.

Disclaimer: Readers of this material should rely on information / data arising out of their own investigations and advised to seek independent professional advice and arrive at an informed decision before making any investments. Neither Mahindra Manulife Investment Management Private Limited nor Mahindra Manulife Trustee Private Limited, its directors or associates shall be liable for any damages that may arise from the use of the information contained herein.

Get in Touch: Unit No. 204, 2nd Floor, Amity Building, Piramal Agastya Corporate Park, LBS Road, Kamani Junction, Kurla (W), Mumbai - 400 070. Phone: +91-22-66327900, Fax: +91-22-66327932, Toll Free No.: 1800 419 6244 Website: www.mahindramanulife.com

Mutual Fund investments are subject to market risks, read all scheme related documents carefully.